


SLIME KIT IN EYES

Directions:

- In a small bowl, combine 1/2 cup (4 oz.) Elmer's school glue with 1/2 cup water. Stir to mix well. Add any color food coloring and/or glitter to this solution if you'd like!
- In a separate small bowl, add 1/2 cup warm water and add 1 tsp of Borax powder to the water. Stir to dissolve the Borax.
- Slowly pour small amounts of the Borax solution into the glue water while stirring. You'll feel slime immediately start to form.
- Keep adding Borax solution until your desired slime texture is achieved.
- Store in a plastic baggie or plastic container when you're done playing!

BE SAFE. HAVE FUN!




SLIME KIT IN EYES

Directions:

- In a small bowl, combine 1/2 cup (4 oz.) Elmer's school glue with 1/2 cup water. Stir to mix well. Add any color food coloring and/or glitter to this solution if you'd like!
- In a separate small bowl, add 1/2 cup warm water and add 1 tsp of Borax powder to the water. Stir to dissolve the Borax.
- Slowly pour small amounts of the Borax solution into the glue water while stirring. You'll feel slime immediately start to form.
- Keep adding Borax solution until your desired slime texture is achieved.
- Store in a plastic baggie or plastic container when you're done playing!

BE SAFE. HAVE FUN!

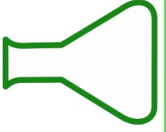


SLIME KIT IN EYES

Directions:

- In a small bowl, combine 1/2 cup (4 oz.) Elmer's school glue with 1/2 cup water. Stir to mix well. Add any color food coloring and/or glitter to this solution if you'd like!
- In a separate small bowl, add 1/2 cup warm water and add 1 tsp of Borax powder to the water. Stir to dissolve the Borax.
- Slowly pour small amounts of the Borax solution into the glue water while stirring. You'll feel slime immediately start to form.
- Keep adding Borax solution until your desired slime texture is achieved.
- Store in a plastic baggie or plastic container when you're done playing!

BE SAFE. HAVE FUN!



SLIME KIT IN EYES

Directions:

- In a small bowl, combine 1/2 cup (4 oz.) Elmer's school glue with 1/2 cup water. Stir to mix well. Add any color food coloring and/or glitter to this solution if you'd like!
- In a separate small bowl, add 1/2 cup warm water and add 1 tsp of Borax powder to the water. Stir to dissolve the Borax.
- Slowly pour small amounts of the Borax solution into the glue water while stirring. You'll feel slime immediately start to form.
- Keep adding Borax solution until your desired slime texture is achieved.
- Store in a plastic baggie or plastic container when you're done playing!

BE SAFE. HAVE FUN!

